

WARDROBE COLLECTION .20

ART ARMOIRE



WARDROBE COLLECTION •20

Dal design più rigoroso alle interpretazioni più contemporanee. Alla ricerca di uno spazio intimo e discreto dove la propria personalità prende forma attraverso la massima versatilità compositiva e la definizione di un'estetica sempre più personalizzata.

Wardrobe Collection propone per la zona notte soluzioni di design versatili nel tempo, che coniugano tecnologia e innovazione con la più raffinata sapienza artigianale. Una ricerca ineccepibile di materiali e dettagli che rende ogni prodotto un vero e proprio elemento d'architettura d'interni.

From the most rigorous design to the most contemporary interpretations. Looking for an intimate and discreet space where your own personality takes shape through the maximum compositional versatility and the definition of an even more customized aesthetic.

Wardrobe Collection offers versatile design solutions for the sleeping area that combine technology and innovation with the finest craftsmanship. Each product is the result of careful research aimed at designing any tailor-made space. A meticulous search for materials and details which makes every product a real interior design element.

WARDROBE COLLECTION •20



room

.01







L'INSOSTENIBILE LEGGEREZZA DEL VETRO.

THE UNBEARABLE LIGHTNESS OF GLASS.



Armadiatura Bright con ante e fianchi con profilo in alluminio estruso colore metal brown e vetro fumè, accessoriata con tubo appendiabiti in alluminio colore metal brown, ripiano in LPL tessuto antracite, ripiani portascarpe inclinati con profili in alluminio.

Bright wardrobe with doors and sides with metal brown extruded aluminum profile and fumè glass, equipped with metal brown aluminum hanger bar, shelves in LPL dark anthracite, slanted shoe shelves with profiles.







Vano attrezzato con ripiani in alluminio con frontale in vetro e Led.
Cassettiera interna a due cassetti in LPL effetto tessuto, tubo appendiabiti in alluminio metal brown.

Compartment equipped with aluminum shelves with front glass and Led lights.
Interior chest of two drawers in LPL, metal brown aluminum closet rod.







room

.02







IL LUSO DELL'UNICITÀ È NEI DETTAGLI.
THE LUXURY OF UNIQUENESS IS IN THE DETAILS.



Vassoi estraibili, due cassettiere in LPL Bruxelles effetto tessuto con frontale vetro per ottenere una visibilità ottimale. Dettagli in alluminio metal brown. Maniglia Twin.

Pull out trays, two internal drawers with glass front for a clear visibility inside. Metal brown aluminum details. Twin handle.





La Petineuse: un tocco di estrema femminilità nel luogo più intimo della casa.

La Petineuse: a touch of extreme femininity in the most intimate place of the house.







IL LIRISMO DELLA TRASPARENZA.
THE POETRY OF TRANSPARENCY.





room

.03







STILE. DESIGN. FUNZIONALITÀ.

STYLE. DESIGN. FUNCTIONALITY.



Vano attrezzato con ripiani in LPL effetto tessuto Bruxelles, tubo appendiabiti in alluminio metal brown, barra Led. Maniglia Flynn.

Compartment equipped with LPL shelves, metal brown closet rods and Led lightings. Flynn handle.





Ripiano portascarpe per cabina provvisto di fianchetti in alluminio colore metal brown per inserimento sulla cremagliera. Porta pantaloni in LPL effetto tessuto Bruxelles e contenitore estraibile.

Shoe shelves with metal brackets and fittings. Pull-out trouser in LPL and internal drawer.







room

.04





L'ELEGANZA DI UNO SPAZIO INTIMO IN CUI COSTRUIRE IL PROPRIO UNIVERSO.

THE ELEGANCE OF AN INTIMATE SPACE IN WHICH TO BUILD YOUR OWN UNIVERSE.






Modulo attrezzato con tubo appendiabiti in alluminio metal brown, cassettera interna con frontale vetro e ripiano.

Compartment equipped with metal brown closet rod, interior drawer with front glass and shelf.









SENSO DI APPARTENENZA.

SENSE OF BELONGING.

room
.05







Anta Bright con telaio in alluminio metal brown e vetro fumè. Ripiani in alluminio con vetro e Led.
Struttura in LPL noce caracalla.

Bright door with metal brown aluminum frame and smoked glass. Aluminum shelves with glass and Led lightings.
LPL caracalla walnut structure.





Armadio con anta battente in finitura laccato lucido tortora con maniglia Twin in finitura oro. Vano attrezzato con ripiani in LPL effetto tessuto antracite con contenitore porta camicie.

Hinged door wardrobe in glossy lacquered taupe finish with Twin handle in gold finish. Compartment equipped with anthracite LPL shelves and shirt organizer box.





UN AMBIENTE DI CLASSE NEL NOME DELLA LUCE.

A CLASSY AMBIENT IN THE NAME OF LIGHT.



Petineuse dal fascino retrò per ritrovare quel piacere così personale di dedicarsi un pò a se stesse. Tra palette colorate e smalti, le nuance dei toni caldi si accendono nel laccato effetto pelle tabacco arricchendosi di riflessi grazie ai dettagli in metallo color oro.

Petineuse with a retrò charm to rediscover that personal pleasure of dedicating time to oneself. Between colored palettes and enamels, the nuances of warm tones light up in the tobacco leather effect lacquer, enriched thanks to the gold-colored metal details.



room
.06







Secret Case: un vano segreto dove riporre i propri oggetti preziosi. Sistema down draft, a scomparsa.

Secret Case: a secret compartment where to store precious objects. Down draft system, retractable.





CREARE L'UNICITÀ DI OGNI PRODOTTO, RIVELANDONE LA BELLEZZA.

CREATING THE UNIQUENESS OF EACH PRODUCT, REVEALING ITS BEAUTY.









room

.07





Armadio con anta battente in finitura laccato opaco colore bosco. Anta Bright con telaio in alluminio metal brown e vetro fumè. Ripiani in alluminio con vetro e Led. Struttura in LPL noce caracalla.

Hinged door wardrobe in matt lacquered wood finish. Bright door with metal brown aluminum frame and smoked glass. Aluminum shelves with glass and Led lightings. LPL caracalla walnut structure.





IL PERFETTO EQUILIBRIO TRA ELEGANZA E FUNZIONALITÀ.

THE PERFECT BALANCE BETWEEN ELEGANCE AND FUNCTIONALITY.

room
.08






IL RIGORE DELL'ESSENZIALITÀ OF ESSENTIALITY.

RIGOROUS ESSENTIALITY.



Armadio con anta scorrevole laccato opaco pesca, profili laterali in alluminio con presa maniglia e tendi anta.

Matt peach lacquered sliding door wardrobe. Profile door handles with tension rod.



room
.09





Armadio con anta battente ad angolo in finitura laccato opaco colore corda con maniglia Dream finitura rame.

Hinged door wardrobe in matt lacquered rope finish with Dream handle in copper finish.



Modulo attrezzato con tubo appendiabiti in alluminio metal brown, cassettera interna con frontale vetro e ripiano portascarpe. Maniglia Dream finitura rame a ponte con piastra di fissaggio verniciata rame.

Compartment equipped with metal brown aluminum closet rod, interior drawer with front glass and shoes rack shelf. Dream handle in copper finish.









Armadio con anta battente in essenza rovere termotrattato spazzolato. Vano illuminato verso l'interno dal fascio luminoso della barra Led. Esclusiva maniglia Dream verniciata colore rame.

Hinged door wardrobe in thermo-treated brushed oak. Led lightings bar lights up inside the interior of the wardrobe. Dream handle in copper finish.



room
10





Armadio anta battente con maniglia integrata in finitura grigio siliceo laccato opaco.
Modulo a giorno laccato con due cassetti, due ripiani laccati, un ripiano telaio metal brown e vetro fumè con barra appendiabiti e Led integrato.

Hinged door wardrobe with integrated handle in matt lacquered siliceous grey.
Lacquered open units with two drawers, two lacquered shelves, metal brown frame shelf with smoked glass, Led lighting and metal brown closet rod.





room

.11








Armadio anta battente bianco laccato opaco con maniglia Jewel da incasso verticale in alluminio verniciato in tinta con l'anta, struttura in LPL noce caracalla. Ante Bright con telaio in alluminio metal brown e vetro fumè. Interno con ripiani portascarpe e mensole, barra Led. Cassettiera interna con quattro cassetti, frontale vetro in noce caracalla.

Matt lacquered white hinged door wardrobe with recessed Jewel handle in the same door finish, LPL caracalla walnut structure. Bright doors with metal brown aluminum frame and smoked glass front. Interior with shoes rack shelves and Led bar. Interior chest of four caracalla walnut drawers, with glass front.





room

.12







Armadio scorrevole con ante bianco laccato lucido, maniglia con profilo verticale in metal brown.
Servetto, strumento utile per organizzare lo spazio permettendo di sfruttare anche i vani alti e difficili da raggiungere.
Cassettiera interna con tre cassetti in LPL tessuto antracite.

Sliding wardrobe with glossy lacquered white doors, metal brown profile handles with tension rod.
Pull-down rod, a very useful tool which allows you to organize hard-to-reach spaces.
Interior chest of three LPL anthracite drawers.





room

.13





Armadio scorrevole con ante complanari rivestite in ecopelle colore antracite.

Coplanar sliding wardrobe with doors in charcoal eco-leather.



Tubo appendiabiti, vassoi estraibili, cassettera a tre cassetti con frontale vetro.

Clothes hanger rod, pull out trays, three drawers chest with glass front.

room

.14





Armadio con anta battente impreziosita dalla fine lavorazione del rivestimento in ecopelle panna con cuciture a vista, maniglia Fly da incasso colore testa di moro.

Hinged door wardrobe enriched by a cream eco-leather covering with stitching, dark brown wood recessed Fly handle.





walk-in closet





Isola in noce canaletto con vano portaoggetti corda laccato opaco e piano di appoggio in LPL pelle. Un lato con cassetiera a due cassetti e un pratico vano a giorno con ripiano portascarpe e fondo quale piano di appoggio.


Canaletto walnut island with matt lacquered taupe tie and belt divider and leather LPL top. Two drawers chest and a useful open compartment on one side. On the other side: shoe rack shelves and bottom shelves.





Cabina armadio in LPL noce caracalla con mensole spessore 35 mm, vano porta camicie.
Tubo appendiabiti assemblato sulla mensola in alluminio colore metal brown con ripiano in vetro e alloggiamento Led per una ottimale illuminazione dei capi di abbigliamento.

LPL caracalla walnut walk-in closet with 35 mm thick shelves, shirt organizer box.
Metal brown/glass shelves with closet rods with LED lightings.







Isole in essenza noce canaletto da un lato con vano a giorno con ripiano portascarpe e cassetto portaoggetti laccato, e dall'altro con due cassetti e piano di appoggio in LPL pelle.

Canaletto walnut veneered islands: open unit with shoe shelf and lacquered tie and belt divider on one side; on the other side two chests and leather LPL top.



Cabina armadio in tessuto scuro con ripiani in alluminio con vetro e Led, porta camicie, porta pantaloni, cassettiere con frontale vetro.

Anthracite LPL walk-in closet with metal/glass shelves equipped with lightings, shirt organizer boxes, trousers rods, chests of drawers with front glass.





Porta scorrevole e pannello fisso con telaio in alluminio metal brown con vetro. Binario a soffitto per aggancio con relativo sistema di scorrimento.

Sliding door and fixed panel with black and glass and metal brown frame. Ceiling track hook with sliding system.







Modulo attrezzato con tubo appendiabiti in alluminio metal brown, cassetteria interna con frontale vetro e ripiano portascarpe.

Compartment equipped with metal brown closet rods, interior drawers with front glass and shoe racks shelves.






casegoods







MANIGLIE
HANDLES



MOON



FLYNN



JEWEL




DREAM



SKIN



TWIN



FLY



ATLANTIC



SHANGHAI

ISOLE&ACCESSORI
ISLANDS&ACCESSORIES



TORTUGA



TORTUGA



TORTUGA



SECRET CASE



OASIS



OASIS



LA PETINEUSE



Technical data


MATERIALI, COLORI E FINITURE ARMADI

MATERIALS, COLORS AND WARDROBE FINISHES


STRUTTURE ARMADI, RIPIANI PER ARMADI E CASSETTIERE
LAMINATO LPL




94 - TESSUTO ALCENE



AA - TESSUTO ANTRACITE




FC 44 - BRUXELLES fin. ALPACA



CC - NOCE CARACALLA

SCHIENALE E FRONTALE CASSETTIERA
FINITURA LPL PELLE



PF - PELLE

VETRO PER RIPIANO CON TELAIO IN ALLUMINIO METAL BROWN




VF - VETRO FUME'


ANTE E FIANCHI
LAMINATO LPL




94 - TESSUTO ALCENE



AA - TESSUTO ANTRACITE




FC 44 - BRUXELLES fin. ALPACA



CC - NOCE CARACALLA



VK - ROVERE MORESCO



RW - NOCE



RU - NOCE SCURO



W4 - SABBIA



T8 - ROVERE BRUGES



AM - ROVERE CENERE




BIANCO LUNA



BY - ROVERE MIELE

STRUTTURE ARMADI, RIPIANI PER ARMADI E CASSETTIERE

LAMINATO LPL



OLIVA



OMBRA



GRIGIO SILICIO



GRIGIO QUARZO



ROVERE MATRIX




ROVERE CIPRIA


MATERIALI, COLORI E FINITURE ARMADI

MATERIALS, COLORS AND WARDROBE FINISHES

ANTE, FASCIE E FIANCHI DI FINITURA
LACCATO LUCIDO E OPACO



NS-NR BIANCO ASSOLUTO



61-05 BIANCO PURO



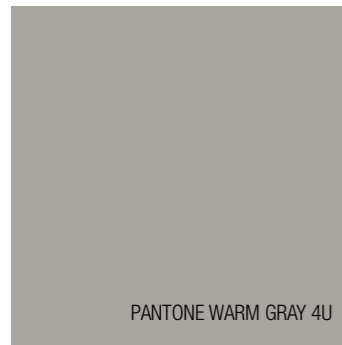
RAL 1015

WC-W3 - AVORIO CHIARO



RAL 7002

AS-52 - GRIGIO OLIVA



PANTONE WARM GRAY 4U

GH-33 CORDA




PANTONE WARM GRAY 6U

GI-75 - TORTORA



PANTONE WARM GRAY 11U

GM-G9 - VISONE



RAL 7032

CU-31 - GRIGIO SILICIO



PANTONE 5615U

OO - ON - BOSCO



PANTONE 561U

OQ - OP - MENTA



RAL 7024

GG - G8 - GRIGIO ANTRACITE



RAL 5001

EY - CQ - BLU VERDE




RAL 5003

OD - NV - BLU ZAFFIRO



PANTONE 472UP

OG - OE - PESCA



ANTONE 471UP

OI - OH - MOU




ANTONE 484C

OM - OL - PAPRIKA



RAL 7035

OGF-OG7 - GRIGIO LUCE




RAL 7005

OBJ- 004 - GRIGIO TOPO



RAL 8003

OXC-OXA - MARRONE FANGO




RAL 9005

OBL -004 - NERO PROFONDO

MATERIALI, COLORI E FINITURE ARMADI
MATERIALS, COLORS AND WARDROBE FINISHES


ANTE, FASCIE E FIANCHI DI FINITURA
LAMINATO FENIX NTM



UO - BIANCO KOS



BW - BIANCO ALASKA




SU - BAINCO MALE'




M4 - BEIGE LUXOR




CO - CASTORO OTTAWA



CW - GRIGIO LONDRA




K9 - GRIGIO EFFESO




MW - GRIGIO BROMO




DW - NERO INGO



9X - VERDE COMMODORO



9R - BLU FES




9V - ROSSO JAIPUR


ANTE E FIANCHI DI FINITURA
ESSENZE




OR - ROVERE SABBIA




OS - ROVERE FUME'




GW - ROVERE MOKA




DE - NOCE CANALETTO




DH - ROVERE TERMOTRATTATO




QY - EBANO EMARA



7J - EUCALIPTO AFFUMICATO



7Q - OLMO SPAZZOLATO



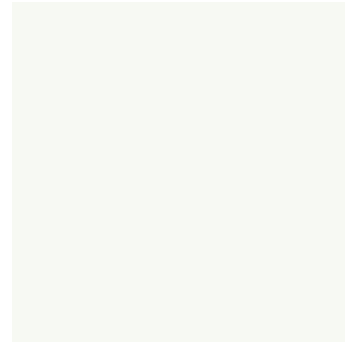
FP - FRASSINO PRESIDENT

MATERIALI, COLORI E FINITURE ARMADI


MATERIALS, COLORS AND WARDROBE FINISHES

ANTE PLOT CON TELAIO IN ALLUMINIO

VETRO



5N - BIANCO



5P - PANNA




5Y - GRIGIO SETA



5V - GRAFITE



5F - NERO



5M - GRIGIO TUNDRA



5I - CAPPUCCINO



5L - VERDE OLIVA



5E - BLU NOTTE




SP - SPECCHIO

MATERIALI, COLORI E FINITURE ISOLE

MATERIALS, COLORS AND ISLANDS FINISHES

ISOLA
LAMINATO LPL




CC - NOCE CARACALLA



ROVERE MATRIX



ROVERE CIPRIA



OLIVA



OMBRA




GRIGIO SILICIO



GRIGIO QUARZO

VETRO




VT - VETRO TRASPARENTE


ISOLA
ESSENZA




OR - ROVERE SABBIA




OS - ROVERE FUME'




GW - ROVERE MOKA




DE - NOCE CANALETTO



DH - ROVERE TERMOTRATTATO




QY - EBANO EMARA



7J - EUCALIPTO AFFUMICATO



7Q - OLMO SPAZZOLATO




FP - FRASSINO PRESIDENT


MATERIALI, COLORI E FINITURE ISOLE

MATERIALS, COLORS AND ISLANDS FINISHES


ISOLA
LACCATO LUCIDO E OPACO



NS-NR BIANCO ASSOLUTO



61-05 BIANCO PURO



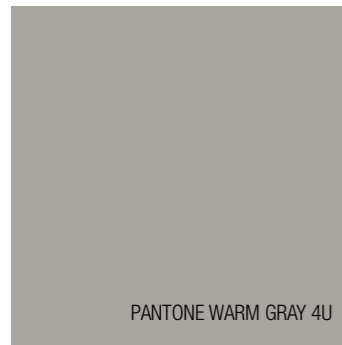
RAL 1015

WC-W3 - AVORIO CHIARO



RAL 7002

AS-52 - GRIGIO OLIVA



PANTONE WARM GRAY 4U

GH-33 CORDA




PANTONE WARM GRAY 6U

GI-75 - TORTORA



PANTONE WARM GRAY 11U

GM-G9 - VISONE



RAL 7032

CU-31 - GRIGIO SILICIO




PANTONE 5615U

OO - ON - BOSCO



PANTONE 561U

OQ - OP - MENTA



RAL 7024

GG - G8 - GRIGIO ANTRACITE



RAL 5001

EY - CQ - BLU VERDE




RAL 5003

OD - NV - BLU ZAFFIRO



PANTONE 472UP

OG - OE - PESCA



PANTONE 471UP

OI - OH - MOU



PANTONE 484C

OM - OL - PAPRIKA



RAL 7035

OGF-OG7 - GRIGIO LUCE




RAL 7005

OBJ-004 - GRIGIO TOPO



RAL 8003

OXC-OXA - MARRONE FANGO



RAL 9005

OBL -004 - NERO PROFONDO

MATERIALI, COLORI E FINITURE ISOLE

MATERIALS, COLORS AND ISLANDS FINISHES


SCHIENALI, RIPIANI E CASSETTIERE
LAMINATO LPL



94 - TESSUTO ALCENE



AA - TESSUTO ANTRACITE



FC 44 - BRUXELLES fin. ALPACA



CC - NOCE CARACALLA



ROVERE MATRIX




ROVERE CIPRIA



OLIVA



OMBRA




GRIGIO SILICIO



GRIGIO QUARZO

SCHIENALI, RIPIANI E CASSETTIERE
FINITURA LPL PELLE




PF - PELLE


MATERIALI, COLORI E FINITURE ISOLE

MATERIALS, COLORS AND ISLANDS FINISHES


SCHIENALI, RIPIANI E CASSETTIERE
LACCATO LUCIDO E OPACO




NS-NR BIANCO ASSOLUTO



6I-05 BIANCO PURO



WC-W3 - AVORIO CHIARO



AS-52 - GRIGIO OLIVA



GH-33 CORDA



GI-75 - TORTORA



GM-G9 - VISONE




CU-31 - GRIGIO SILICIO



OO - ON - BOSCO



OQ - OP - MENTA



GG - G8 - GRIGIO ANTRACITE



EY - CQ - BLU VERDE

MATERIALI, COLORI E FINITURE ISOLE

MATERIALS, COLORS AND ISLANDS FINISHES

SCHIENALI, RIPIANI E CASSETTIERE
LACCATO LUCIDO E OPACO



OD - NV - BLU ZAFFIRO



OG - OE - PESCA



OI - OH - MOU



OM - OL - PAPRIKA



OGF-OG7 - GRIGIO LUCE



OBJ-004 - GRIGIO TOPO



OXC-OXA - MARRONE FANGO



OBL -004 - NERO PROFONDO

Designer : **Marco Corti**

Art Direction : **Kemistry of Style – Ulisse Narcisi**

Fotolito e stampa : **Martintype**